



Submitted in Confidence

Discover Wellness

Realizing your potential
through worksite wellness



AVAILABLE REPORTS

Version 1.0.2



Submitted in Confidence

ASSESSMENT COMPLETE REPORT

If you are using the CoreEngine on your site, you can use this report to list participants who have or have not completed assessments and forms within a date range. This report provides the user's locale, username, first and last name as well as email address.

CHALLENGE PARTICIPANTS REPORT

If you are running challenges, the challenge participant report provides you with a list of all your users in every challenge or a specific challenge that you select. The information found in this report includes:

- User's Ranks
- Username
- Nickname
- First and Last Name
- Challenge Progress to Date

CHALLENGES REPORT

If you are running challenges, the challenge report provides you with a list of all your challenge information including:

- Challenge Name
- Date Created
- Type of Challenge
- Participant Type
- Start and End Date
- Whether its Private or Public
- Member Limit (if any)
- Participant Count (individual and team)and Total Challenge Progress to Date

COACH PROGRAM OUTCOME REPORT

This report provides you with the results of your coach programs. You filter by Program Set and then by specific Coach Program. The results provide:

- Number of enrollees
- Start Date
- End Date
- For each Task:
 - Task Name
 - Number of enrollees completed
 - Low, Avg, High, Ideal, Ideal Avg scores
- Number of Personal Goals set and achieved
- Number of Messageboard posts and comments



Submitted in Confidence

GROUPS BY LOCALE REPORT

This report includes information about the Groups (and individuals not in groups) on your site by locale. Groups can include teams, coach groups or special interest groups. This report includes:

- The Locale the Group belongs to
- The Group Name
- Group Member Count
- Participant Names
- Email Addresses of Members
- Date the User Joined the Group as well as if the Members belong to more than one group

Note: This report can also be used to provide a registration and/or attendance list for calendar events that require registration.

MILESTONES AND MILESTONES BY LOCALE REPORTS

This report includes information about milestones. In this report, you will be able to select the progress type of milestone you wish to view (step, point, and weight loss), the challenge (or all) as well as a specific locale (or all).

Information in this report includes:

- Date the User Achieved the Milestone
- Milestone Progress
- User Information Including Name and Email Address

PROGRESS AND PROGRESS BY LOCALE REPORTS

This report shows information about tracked user progress. Type of progress can be selected (e.g. steps, points, weight loss) as well as a date range.

This report includes information such as a user's:

- User Name
- Nickname
- Total Progress (in steps, points or weight loss),
- Average Progress per Day
- Total Progress in the Last 30 and 60 days.

Note: To view a progress report specific to a locale, you must select the progress by locale report, as locale is not an option on the general progress report.

SITE STATISTICS REPORT

This report shows information about overall site statistics including:

- Number of Users (active, deleted and users never logged in)
- Groups
- Challenges
- Challenge Size
- Activity and Types of Activity Most Often Tracked

STEP PARTICIPATION BY CHALLENGE REPORT

This report shows participation for activity challenges. You can filter by:

- The activity challenge you wish to view
- Date range
- Baseline Days (number of days at the beginning used for comparative purposes)
- Whether or not you wish to include only active users since a specific date or have logged in a specific number of times

The information found in this report includes:

- Username
- Nickname
- Email
- Total steps for the date range selected
- Average steps per day
- Baseline average steps
- Ending average steps
- Percent change since baseline
- Total number of days steps were entered

TEAM PARTICIPATION REPORT

If you are running challenges, the team participation report will provide you with detailed information on your teams over the time range of your challenge as well as team statistics. This includes the team's total members, total steps, average steps, baseline average steps per user, percentage of team members that completed the number of weeks, and the percentage the team members improved in comparison to the team's average baseline.

- The report is grouped by teams and includes all individual users' statistics, including name, contact information, total steps, baseline steps and percentage improved since baseline.
- You can modify the report by selecting a specific challenge, the locale and the time period. You can also change the number of weeks to establish the baseline and the number of weeks you wish to view in the report. The filters are defined at the top of the report page.
- This report shows only users for which you have permissions to access and does not include deleted users.

USER PROFILE AND USER PROFILE BY LOCALE REPORTS

The User Profile report shows detailed information for users including additional fields you may have created for your User Profile page. The report contains:

- Usernames
- First Name
- Middle Name
- Last Name
- Email
- Home Phone Number
- Work Phone Number
- Postal Code
- Height, weight, and activity level are also listed if they are on the profile page

Any user defined fields (UDF) that are customized can be added to the user profile report for viewing by selecting custom values at the top of the page.

***Note:** To view a user profile report specific to a locale, you must select the User Profile by Locale report, as locale is not an option on the general user profile report.

If there are any profile page fields (e.g. weight) that you do not wish to be visible in the user profile page (& by locale) report, please contact contact@discoverwell.net.



Submitted in Confidence

USERS AND USERS BY LOCALE REPORTS

This report is designed to show user information and login statistics. It displays:

- Username
- First Name
- Last Name
- Locale
- Date the User Account was created
- Last Login Date
- Login Count (number of times the user has logged into the system)

Note: To view a user's report specific to a locale, you must select the users by locale report, as locale is not an option on the general users report.

CHALLENGE RESULTS REPORT

This report shows user progress week by week as well as the total progress (Steps, points, weight loss or Wellness sCORE) for a specific challenge. Please note that weight loss progress is viewed on a monthly basis, not weekly.

Note: This report may show slightly different points results than the Challenge Progress page that users can view. When viewing a team challenge, the total is divided by the # of members and rounded down to the nearest whole number on this report for each week so there is slightly more rounding down.

GROUPS REPORT

This report shows detailed information on users and which groups they belong to. All users who are members of groups will be listed once with the exception of users who belong to more than one group in which case they will be listed once for every group they belong to. This report includes:

- Individual Usernames
- Group(s) the Users Belong to
- Number of Group Members
- Date the User Joined the Group
- User's Email
- The date that the Group was created

POINTS CHALLENGE STATISTICS REPORT

If you are running a points challenge using the health tracker module, this report contains:

- Number of Users and Teams (if applicable) in the Points Challenge *
- Registration and login trends over the past year
- Trend of when Points were entered **
- Average times activity was entered per week
- Percentage of Participants improved
- Aggregate Results of the Challenge Survey when "Show Survey" is checked in the Manager Option Section of the Challenge creation page

To run the report, simply select the point challenge you wish to view and click the "View Report" button.

*** Note:** The "Total Users Registered" number on this report counts individuals in that challenge only once. So, if a user has joined more than one team in a team tracker challenge, that user is only counted once.

**** Note:** Also, the "Active Users" number on this report represents the users registered in that challenge that have recorded at least one tracker item.



Submitted in Confidence

SCHEDULE DETAIL REPORT

This report is designed to produce a copy of the schedule that can be printed or used at the site of an event. It lists all available appointments regardless of whether they have been booked so that walk-ups can be slotted in easily.

The report lists:

- Date
- Start Time
- End Time
- Maximum Time Slots
- Username (if booked)
- First Name
- Last Name
- Indent (unique identity)
- Time Zone
- Email

STEP CHALLENGE STATISTICS REPORT

If you are running a steps challenge, this report will show the following information:

- The Number of Users and Teams (if applicable) in the Challenge
- Registration and Login Trends over the Past Year
- Trend of When Steps Were Entered
- Types of Activities Recorded
- Percentage of Participants that Improved
- Aggregate Results of the Challenge Survey when "Show Survey" is checked in the Manager Option Section of the Challenge creation page

The report will also show ROI statistics for participants that moved from being inactive upon registration to active during the last 4 weeks of a steps challenge as well as the costs of inactivity. To view this section of the report, you will need to enter the average wage* for your company and users will need to have answered the "Number of days per week of moderate physical activity" question on the User Profile page. If you do not have this question on your site's profile page, please contact contact@discovrwell.net.

To run the report, simply select the step challenge you wish to view and enter in the average wage* for your company, then click the "View Report" button.

***Note:** The average wage field defaults to \$20/hr.

****Note:** The Steps Challenge Stats reports only displays "active users" in the average steps graph on the 2nd page. Active users are people who have entered more than one activity in the challenge period.

STEP PARTICIPATION BY LOCALE REPORT

This report shows user information specific to locale(s) including:

- Username
- Email
- Total Steps
- Average Steps
- Baseline Steps
- Percent Change
- Days Steps Entered for Active/Inactive Users.

Note: You can filter by locale you wish to view, the date range, baseline days, whether or not you wish to include only active users since a specific date, and filter the displayed users by setting a required number of times they must have logged in.



Submitted in Confidence

WEIGHT LOSS CHALLENGE STATISTICS REPORT

This report shows the following information:

- Number of Users and Teams (if applicable) in the Challenge
- Registration/Login Trends Over the Past Year
- Percent Body Weight Loss
- Number of Participants That Lost Weight
- Percent Total BMI Change
- Starting and Ending BMIs and Percent of Users with Improved BMI
- Annualized Medical Cost Savings per BMI Point Lost and the Annual Cost of Obesity
- Aggregate Results of the Challenge Survey when "Show Survey" is checked in the Manager Option Section of the Challenge creation page

Select the weight loss challenge you wish at the top of the page and enter the average wage at your company or organization (for ROI section). This value is defaulted to \$20/hour.

Note: The weight and height field must be configured on your site's profile page or entered by a professional on the Measurements tab to show much of the statistics available.

WELLNESS SCORE BY LOCALE REPORT

The Wellness sCORE by Locale report shows the total Wellness sCORE to date for each user by locale (if you have set up a Wellness sCORE). This report also includes the user's nickname, first and last name.

WELLNESS SCORE STATISTICS

The Wellness sCORE Statistics report shows Wellness sCORE summary information for the entire site including

- For each Locale:
 - Date range of sCORE
 - Number of participants
 - Number of participants reaching gateway requirements (if defined)
 - Total points

The report also shows detailed information for each Locale including:

- Distribution of points earned by item
- Number of participants contributing to each item earned
- Percent of participants contributing to each item earned

WELLNESS SCORE CHALLENGE STATISTICS REPORT

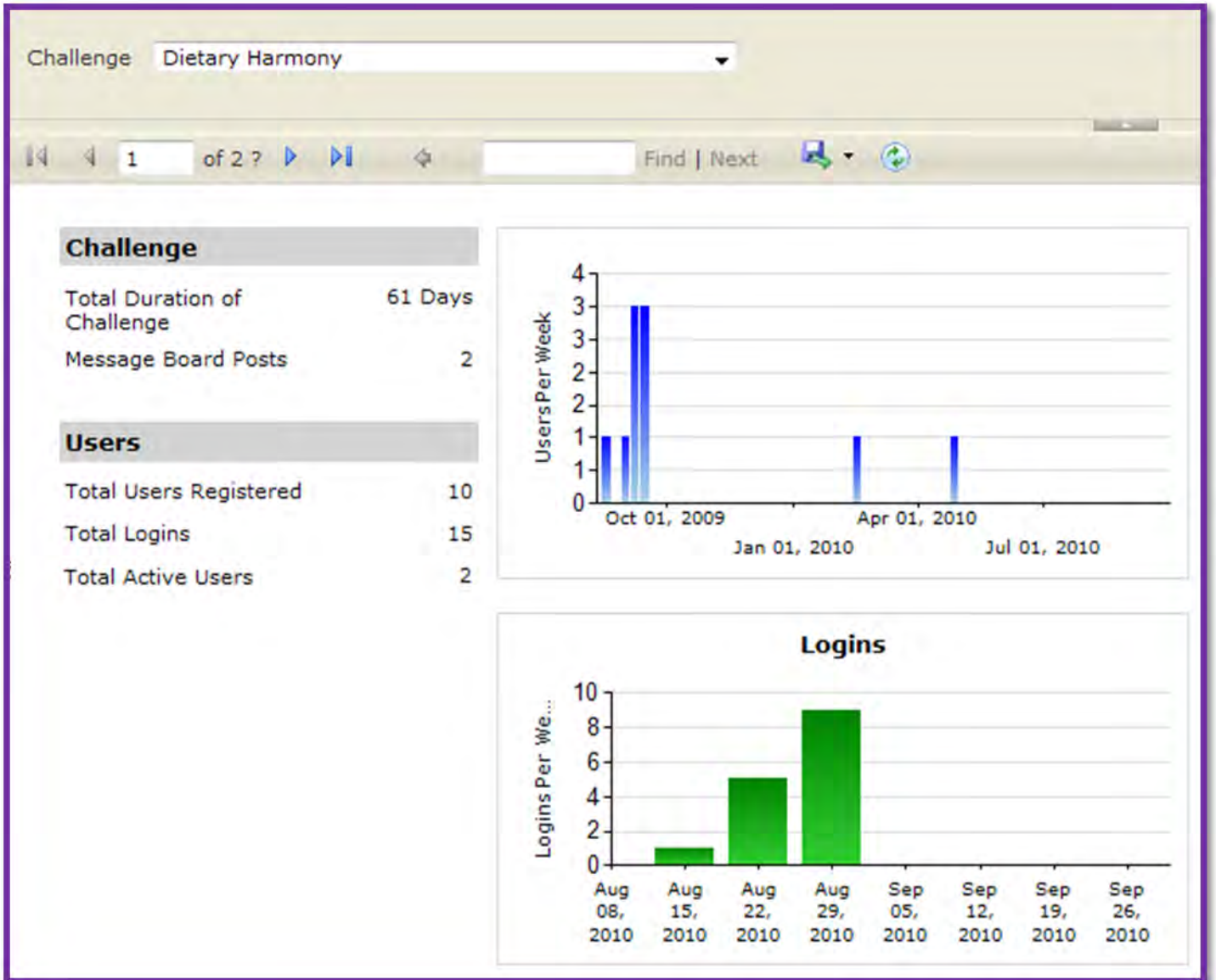
The Wellness sCORE Challenge Statistics report shows information that is specific to a Wellness sCORE challenge including:

- Number of Challenge Message Board Posts
- Users Registered
- Number of Logins
- Total Score for all Participants
- Average Score per Participant
- Aggregate Results of the Challenge Survey when "Show Survey" is checked in the Manager Option Section of the Challenge creation page

Note: If a team challenge, the report also includes the number of groups and the top ten teams.



Submitted in Confidence




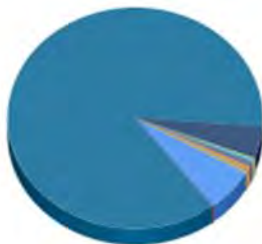
09-May-2012 03:12 PM

Wellness sCORE Statistics

Summary

Wellness sCORE configuration	Effective Range	Users	sCORE
Common (Default)	up to 09-May-2012	729	161,037
Coaching	01-Jul-2011 to 09-May-2012	10	0
Store Round	up to 09-May-2012	2	200
Kelownaamk	01-Aug-2009 to 09-May-2012	25	2,217,516
Test Locale	up to 09-May-2012	1	0
challengeresultstest	up to 09-May-2012	6	120,841
CFit	up to 09-May-2012	2	5,150
dan company	up to 09-May-2012	12	9,324
apples company	up to 09-May-2012	9	1
5.1 Wellness Score Tracker Testing	14-Aug-2010 to 31-Aug-2011	1	400
ECHO	up to 09-May-2012	21	0
Kelowna	up to 09-May-2012	11	21,080
WellnessScoreExport	up to 09-May-2012	1	2,742
	up to 09-May-2012	1	5
anne marie company	up to 09-May-2012	20	10,500
Support Test Locale	24-Oct-2011 to 31-Dec-2011	2	1,500
Demo	up to 09-May-2012	10	3,115
Shiloh - Test Locale	up to 09-May-2012	26	8,000
	up to 09-May-2012	26	-21
		Total	2,561,390

Wellness sCORE by configuration





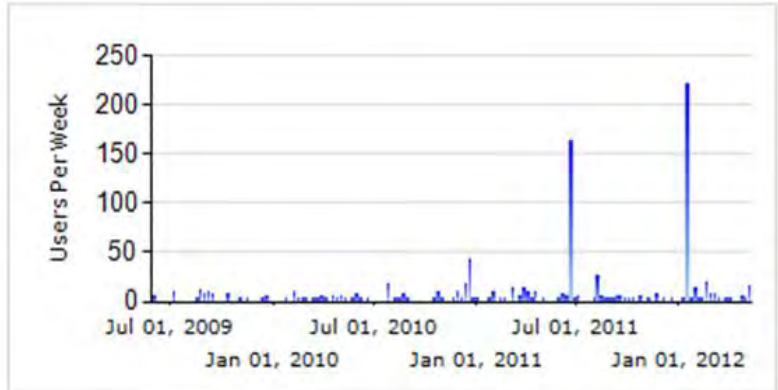
Submitted in Confidence

User Profile Report							09-May-2012 04:01
Username ↕	ident ↕	First ↕	Middle ↕	Last ↕	Nickname ↕	dob ↕	Gender
hrauser53							
hrauser32							
Commander2-2		Commander		2-2		11 Jan 2010	
g1p		g		1p			
amk31					joanie		
CC-1593k		CC-1593k		CC-1593k		22 Mar 2010	
hrauser71							
displayandemail		displayand		email		09 Dec 1989	
KBorger		Kelli		Borger			
mysteryuser	123987	Jack		Harkness			
hrauser82							
Clay		Sam		Clay			Male
jCC-1593e		CC-1593e		CC-1593e		15 Mar 2010	
amkUser4		User4		User4	Which way'd ee go?	01 Dec 1950	Female
regtest7							
SToles		Shelethya		Toles			
tennant@email.com		David		Tennant			
coachtest8		coachtest8		coachtest8		25 Jul 2010	
hrauser131							
hrauser211							
1emperor		1emperor		1emperor	1emperor		
buddy6							
1troops2		1troops2		1troops2	1troops2		
agent101		Agent		101	agent101	31 Jul 1961	Male
CC-1163-es-es		CC-1163-es-es		CC-1163-es-es		10 Dec 1965	
locationtest		location		test	locationtest		
hrauser141							
RSchultz		Racquet		Schultz			
JClack		James		Clack			
MVan Looveren		Mattias		Van Looveren			
FQuioco		Ferdamal		Quioco			
KCoughlin		Kevin		Coughlin			
test002		test		001			
troops4		Troops		4	Troops4	08 Dec 1976	
hrauser117							

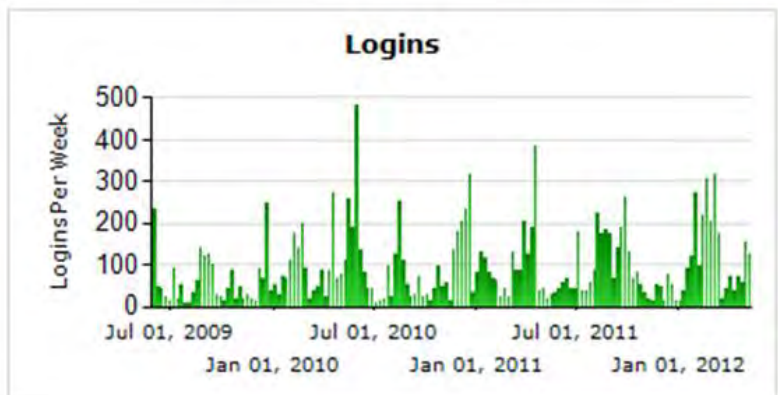
Site Statistics Report

Users

Active Users	883
Inactive Users	0
Deleted Users	151
Total Logins	14,199
Never Logged In	440



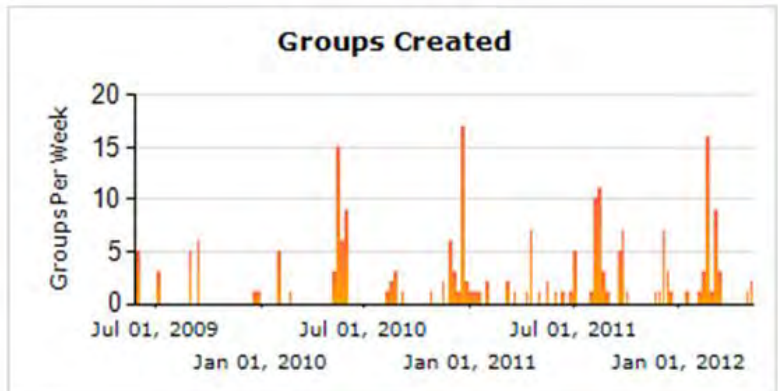
Logins



Groups

Total Groups	215
--------------	-----

Groups Created



Group Sizes

